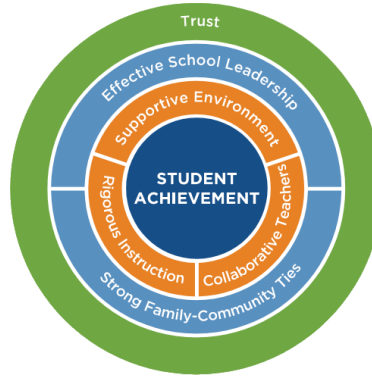


# St. HOPE Leadership Academy Charter School (84M388)

## Overall School Ratings



### Framework for Great Schools

Research shows that schools strong in the six areas are far more likely to improve student learning.



## School Info

### General Information

School website: [sthopeleadershipacademy.org](http://sthopeleadershipacademy.org)  
 Principal: Constance K. Bond, Ph.D  
 Grades served: 06,07,08  
 Enrollment: 301  
 Shared space: Yes  
 Admissions methods: N/A

### Student Demographics

Asian: 1%  
 Black: 61%  
 Hispanic or Latinx: 36%  
 White: 1%  
 English language learners: 8%  
 Students with special needs: 23%

### Staff Experience

Years of principal experience at this school: N/A  
 Teachers with three or more years of experience: N/A

### Attendance

Student attendance: 95% (City: 94%)  
 Students chronically absent: 14% (City: 20%)  
 Teacher attendance: N/A

## School Overview

N/A

### Location



[222 West 134 Street](https://www.google.com/maps/place/222+West+134+Street,+Manhattan,+NY+10030)  
[Manhattan, NY 10030](https://www.google.com/maps/place/222+West+134+Street,+Manhattan,+NY+10030)  
 Phone: 212-283-1204

### Activities and Sports

**97%** of students say that this school offers a wide enough variety of programs, classes, and activities to keep them interested in school  
 City: 82%

### Extracurricular Activities

N/A

### CHAMPS Sports

Boys: N/A  
 Girls: N/A  
 Co-Ed: N/A

# Student Achievement

## Overall Rating for Student Achievement

### Excellent



The **Student Achievement** rating looks at this school's State test results, including student growth and performance; how students performed in core courses; and how well students are prepared for high school.

The overall section rating is a combination of many Student Achievement measures, including those presented here.

## English


### Performance on State Tests

**32%** of students at this school met State standards on the State English test; the average score was 2.6 out of 4.5  
Comparison Group\*: 31%; District 05: 32%; City: 47%

### Performance on State Tests by Subgroups

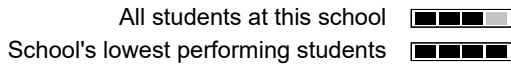
What percentage of different groups of students met State standards (scored a 3 or 4) on the State English test?  
(number of students in subgroup is in parentheses)

■ Comparison Group for students in subgroup



### Growth on State Tests

How well did this school help students improve on their State English tests?



Over the past two years, how did eighth graders' State test scores compare to their scores from when they were in fifth grade?

Fifth-grade test scores	Eighth-grade test score
Level 3 or 4	75% scored 3 or 4 (Comp Group*: 77%)
Level 2	58% scored 3 or 4 (Comp Group*: 51%)
Level 1	89% scored 2, 3, or 4 (Comp Group*: 74%)

## Passing Courses

### Core Courses

**91%** pass rate by this school's students in their math, English, social studies, and science classes  
Comparison Group\*: 90%; District 05: 90%; City: 94%

### Next Level Readiness

**84%** of this school's former eighth graders earned enough high school credit in ninth grade to be on track for graduation  
Comparison Group\*: 89%; District 05: 82%; City: 90%

## Math


### Performance on State Tests

**32%** of students at this school met State standards on the State math test; the average score was 2.6 out of 4.5  
Comparison Group\*: 27%; District 05: 22%; City: 41%

### Performance on State Tests by Subgroups

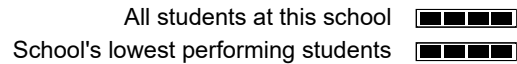
What percentage of different groups of students met State standards (scored a 3 or 4) on the State math test?  
(number of students in subgroup is in parentheses)

■ Comparison Group for students in subgroup



### Growth on State Tests

How well did this school help students improve on their State math tests?



Over the past two years, how did eighth graders' State test scores compare to their scores from when they were in fifth grade?

Fifth-grade test scores	Eighth-grade test scores
Level 3 or 4	81% scored 3 or 4 (Comp Group*: 62%)
Level 2	33% scored 3 or 4 (Comp Group*: 34%)
Level 1	48% scored 2, 3, or 4 (Comp Group*: 49%)

## Frequently Attended High Schools

Which high schools did students from this school most frequently attend?

- 6% High School Of Hospitality Management
- 5% Urban Assembly Academy Of Government And Law, The
- 4% High School For Environmental Studies
- 4% A. Philip Randolph Campus High School
- 4% Broome Street Academy Charter School

## Rigorous Instruction

### Overall Rating for Rigorous Instruction

#### Excellent



The **Rigorous Instruction** rating looks at how well curriculum and instruction are designed to engage students, foster critical thinking skills, and are aligned to the Common Core.

This section rating combines the results from the [Quality Review Report \(PDF\)](#) and the NYC School Survey (available in the [School Quality Guide](#)).

#### Quality Review

Charter schools do not receive Quality Reviews. They are monitored and evaluated by authorizers. This school's authorizer is **New York City Department of Education - Chancellor**, and its [reports can be found on its website \(infohub.nyced.org/reports-and-policies/school-quality/charter-school-renewal-reports\)](https://infohub.nyced.org/reports-and-policies/school-quality/charter-school-renewal-reports).

#### School Survey

**93%** responded positively to questions about Rigorous Instruction  
District 05: 77%; City: 81%

#### Selected Questions about Rigorous Instruction

**95%** of students say that they learn a lot from feedback on their work  
City: 69%

**98%** of students know what their teacher wants them to learn in class  
City: 85%

**86%** of teachers say that students build on each other's ideas during class discussion  
City: 69%

## Collaborative Teachers

### Overall Rating for Collaborative Teachers

#### Excellent



The **Collaborative Teachers** rating looks at how well teachers participate in opportunities to develop, grow, and contribute to the continuous improvement of the school community.

This section rating combines the results from the [Quality Review Report \(PDF\)](#) and the NYC School Survey (available in the [School Quality Guide](#)).

#### Quality Review

Charter schools do not receive Quality Reviews. They are monitored and evaluated by authorizers. This school's authorizer is **New York City Department of Education - Chancellor**, and its [reports can be found on its website \(infohub.nyced.org/reports-and-policies/school-quality/charter-school-renewal-reports\)](https://infohub.nyced.org/reports-and-policies/school-quality/charter-school-renewal-reports).

#### School Survey

**96%** responded positively to questions about Collaborative Teachers  
District 05: 74%; City: 83%

#### Selected Questions about Collaborative Teachers

**90%** of teachers say that they design instructional programs (for example, lessons and units) together  
City: 86%

**100%** of teachers say that they had opportunities to work productively with colleagues at their school on professional development  
City: 86%

**97%** of teachers say that teachers feel responsible that all students learn  
City: 86%

#### Survey Response Rates

Teachers: 88% (30 surveys submitted)  
Parents: 91% (246 surveys submitted)  
Students: 99% (287 surveys submitted)

Find more survey questions in the [School Quality Guide](https://tools.nycenet.edu/guide/2019/#dbn=84M388&report_type=EMS)  
([tools.nycenet.edu/guide/2019/#dbn=84M388&report\\_type=EMS](https://tools.nycenet.edu/guide/2019/#dbn=84M388&report_type=EMS)).

## Supportive Environment

### Overall Rating for Supportive Environment

#### Excellent



The **Supportive Environment** rating looks at how well the school establishes a culture where students feel safe, challenged to grow, and supported to meet high expectations.

This section rating combines the results from the [Quality Review Report \(PDF\)](#), the NYC School Survey (available in the [School Quality Guide](#)), and moving students with special needs to **less restrictive environments**, as well as chronic absenteeism.

#### Quality Review

Charter schools do not receive Quality Reviews. They are monitored and evaluated by authorizers. This school's authorizer is **New York City Department of Education - Chancellor**, and its [reports can be found on its website \(infohub.nyced.org/reports-and-policies/school-quality/charter-school-renewal-reports\)](#).

#### Less Restrictive Environment

Movement of students with special needs to less restrictive environments



#### School Survey

**94%** responded positively to questions about Supportive Environment  
District 05: 68%; City: 73%

#### Selected Questions about Supportive Environment

**98%** of students feel safe in the hallways, bathrooms, locker rooms, and cafeteria  
City: 82%

**89%** of students say that their teachers support them when they are upset  
City: 56%

**99%** of middle school students say that their school provides guidance for the application process for high school  
City: 90%

## Effective School Leadership

### Overall Rating for Effective School Leadership

#### Excellent



The **Effective School Leadership** rating looks at how well school leadership inspires the school community with a clear instructional vision and effectively distributes leadership to realize this vision.

This section rating combines the results from the [Quality Review Report \(PDF\)](#) and the NYC School Survey (available in the [School Quality Guide](#)).

#### Quality Review

Charter schools do not receive Quality Reviews. They are monitored and evaluated by authorizers. This school's authorizer is **New York City Department of Education - Chancellor**, and its [reports can be found on its website \(infohub.nyced.org/reports-and-policies/school-quality/charter-school-renewal-reports\)](#).

#### School Survey

**97%** responded positively to questions about Effective School Leadership  
District 05: 79%; City: 86%

#### Selected Questions about Effective School Leadership

**100%** of teachers say that the principal communicates a clear vision for this school  
City: 88%

**97%** of teachers say that curriculum, instruction, and learning materials are well coordinated across different grade levels  
City: 84%

**97%** of families feel that the principal works to create a sense of community in the school  
City: 95%

#### Survey Response Rates

Teachers: 88% (30 surveys submitted)  
Parents: 91% (246 surveys submitted)  
Students: 99% (287 surveys submitted)

Find more survey questions in the [School Quality Guide \(tools.nycenet.edu/guide/2019/#dbn=84M388&report\\_type=EMS\)](https://tools.nycenet.edu/guide/2019/#dbn=84M388&report_type=EMS).

## Strong Family-Community Ties

### Overall Rating for Strong Family-Community Ties

**Good**



The **Strong Family-Community Ties** rating looks at how well the school forms effective partnerships with families and outside organizations to improve the school.

This section rating combines the results from the [Quality Review Report \(PDF\)](#) and the NYC School Survey (available in the [School Quality Guide](#)).

#### Quality Review

Charter schools do not receive Quality Reviews. They are monitored and evaluated by authorizers. This school's authorizer is **New York City Department of Education - Chancellor**, and its [reports can be found on its website \(infohub.nyced.org/reports-and-policies/school-quality/charter-school-renewal-reports\)](#).

#### School Survey

**94%** responded positively to questions about Strong Family-Community Ties  
District 05: 90%; City: 91%

#### Selected Questions about Strong Family-Community Ties

- 91%** of families say that school staff regularly communicate with them about how families can help their child learn  
City: 90%
- 95%** of families say that they have communicated with their child's teacher about their child's performance  
City: 87%
- 97%** of teachers say that teachers at this school work closely with families to meet students' needs  
City: 92%

## Trust

### Overall Rating for Trust

**Excellent**



The **Trust** rating looks at whether relationships between school leaders, teachers, students, and families are based on trust and respect.

This section rating is based on the results of the NYC School Survey (available in the [School Quality Guide](#)).

#### School Survey

**97%** responded positively to questions about Trust  
District 05: 85%; City: 88%

#### Selected Questions about Trust

- 100%** of teachers say that they trust the principal  
City: 82%
- 97%** of teachers say that they trust each other  
City: 81%
- 93%** of families say that school staff work hard to build trusting relationships with families like them  
City: 93%
- 98%** of students say that their teachers treat them with respect  
City: 87%

#### Survey Response Rates

Teachers: 88% (30 surveys submitted)  
Parents: 91% (246 surveys submitted)  
Students: 99% (287 surveys submitted)

Find more survey questions in the [School Quality Guide \(tools.nycenet.edu/guide/2019/#dbn=84M388&report\\_type=EMS\)](#).

### Looking for more?

- Find the full set of survey questions and responses in the [School Quality Guide \(tools.nycenet.edu/guide/2019/#dbn=84M388&report\\_type=EMS\)](#). Also check the Guide for more about school demographics and student achievement.
- Charter schools do not receive Quality Reviews.
- [Middle School Directories \(schools.nyc.gov/enrollment/enroll-grade-by-grade/middle-school\)](#) provide admissions information.
- Multi-year performance data is available on the [School Performance Dashboard \(tools.nycenet.edu/dashboard/#dbn=84M388&report\\_type=EMS\)](#).

\* The Comparison Group shows how similar students performed at other schools throughout the city. Read about [how the Comparison Group is calculated \(tools.nycenet.edu/resources/comp-group.html\)](#).

