



St. HOPE Leadership Academy Charter School - 84M388

Student
NYC School Survey 2021



Report created by
Panorama Education



Summary

Topic Description	Results	Comparison
<p>Academic Press</p> <p>The extent to which students and teachers experience a strong emphasis on academic success and adherence to specific standards of achievement. (Element: Rigorous Instruction)</p>	77%	72% District 84: MS
<p>Course Clarity</p> <p>Students are provided with a set of clear expectations and understand how their work relates to the goals of the course. (Element: Rigorous Instruction)</p>	88%	81% District 84: MS
<p>Cultural Awareness and Inclusive Classroom Instruction</p> <p>At this school students and staff alike recognize, appreciate, and capitalize on diversity to enrich the overall learning experience. (Element: Collaborative Teachers)</p>	96%	92% District 84: MS
<p>Guidance</p> <p>This school is intentional in providing students guidance on navigating school transitions as well as considering college and career options. (Element: Supportive Environment)</p>	95%	92% District 84: MS
<p>Personal Attention and Support</p> <p>Teachers at this school are in tune with student needs and find ways to provide support. (Element: Supportive Environment)</p>	83%	73% District 84: MS
<p>Preventing Bullying</p> <p>Students at this school share areas of potential bullying. (Element: Supportive Environment)</p>	87%	86% District 84: MS
<p>Safety</p> <p>The school acts as a safe space for students, and classrooms are structured to enhance learning time by minimizing school and classroom disruptions. (Element: Supportive Environment)</p>	94%	90% District 84: MS



Student-Teacher Trust

Teachers build trust by treating students with respect, matching their words and actions and maintaining an open dialogue with students. (Element: Trust)

92%

87% District 84: MS

184 responses



Academic Press

Your average

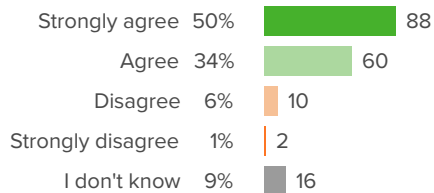
77%

184 responses

District Comparison **72%** District 84: MS
 average:

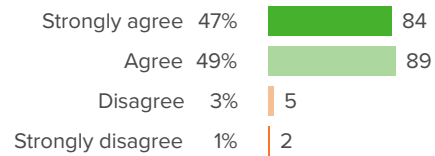
How did people respond?

Q.1: At this school, we have conversations about race and racism with adults.



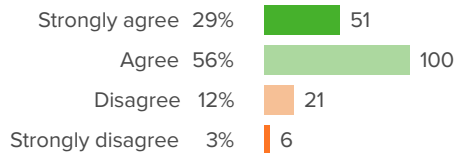
Favorable: **93%**

Q.2: I'm learning a lot in my classes at this school to prepare me for the next level or grade.



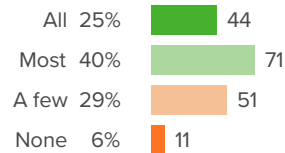
Favorable: **96%**

Q.3: My classes at this school really make me think critically.



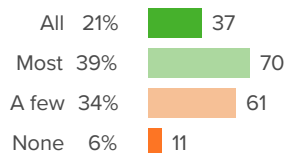
Favorable: **85%**

Q.4: In how many of your classes ...are you challenged?



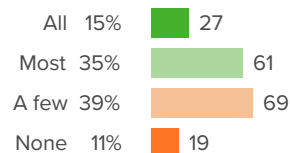
Favorable: **65%**

Q.5: In how many of your classes ...do your teachers ask difficult questions on tests?



Favorable: **60%**

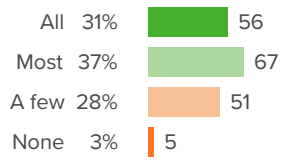
Q.6: In how many of your classes ...do your teachers ask difficult questions in class?



Favorable: **50%**

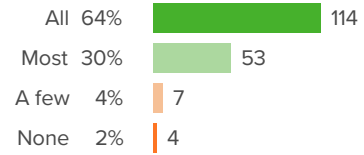


Q.7: In how many of your classes ...do you work in small groups?



Favorable: **69%**

Q.8: In how many of your classes ...do your teachers want students to become better thinkers, not just memorize things?



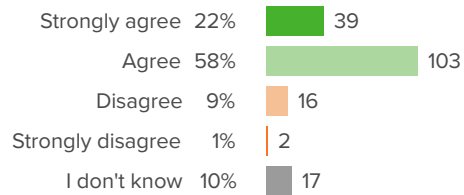
Favorable: **94%**



Additional Survey Questions

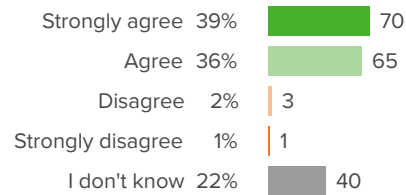
How did people respond?

Q.1: Most students at this school treat each other with respect.



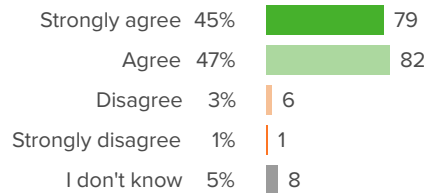
Favorable: **89%**

Q.2: At this school, students with disabilities are included in all school activities.



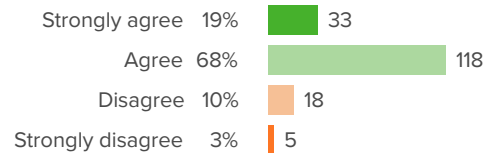
Favorable: **97%**

Q.3: My school encourages and includes student input in decision-making processes.



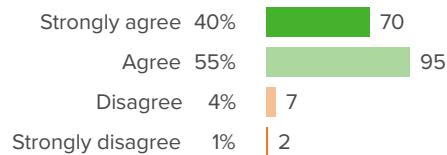
Favorable: **96%**

Q.4: During this school year, I have felt happy when learning.



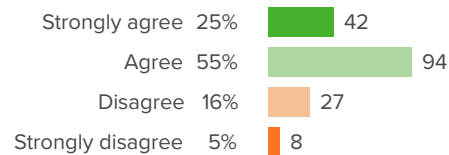
Favorable: **87%**

Q.5: During this school year, I have felt safe when learning.



Favorable: **95%**

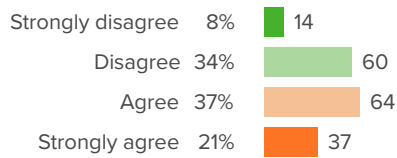
Q.6: During this school year, I have felt optimistic when learning.



Favorable: **80%**

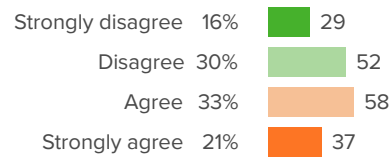


Q.7: During this school year, I have felt bored when learning.



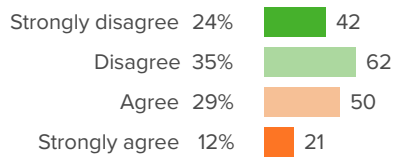
Favorable: **42%**

Q.8: During this school year, I have felt stressed out when learning.



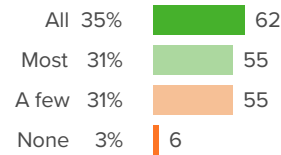
Favorable: **46%**

Q.9: During this school year, I have felt worried when learning.



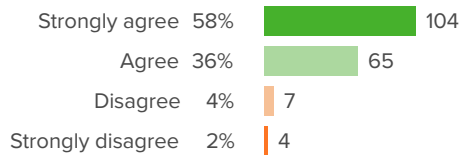
Favorable: **59%**

Q.10: In how many of your classes, this school year, do YOU feel the following statement is true? I have regular opportunities to interact with other students.



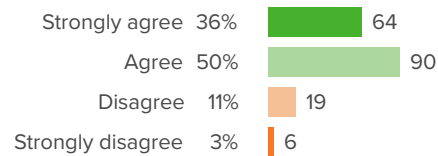
Favorable: **66%**

Q.11: My school expects all students to succeed.



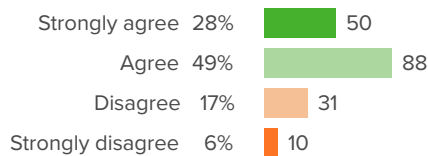
Favorable: **94%**

Q.12: My teachers check-in with me frequently about how I'm doing both personally and academically.



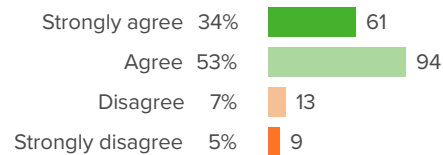
Favorable: **86%**

Q.13: There is time at school to talk about feelings and emotions.



Favorable: **77%**

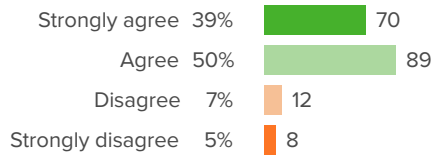
Q.14: I feel like I belong at this school.



Favorable: **88%**

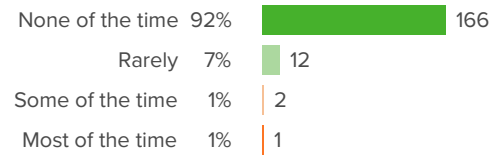


Q.15: Most students treat students from different cultures or backgrounds equally.



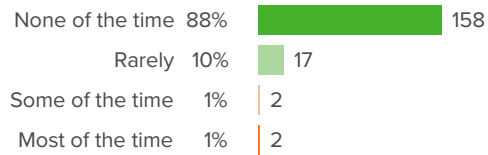
Favorable: **89%**

Q.16: At this school students drink alcohol, use illegal drugs, or abuse prescription drugs.



Favorable: **98%**

Q.17: At this school there is gang activity.



Favorable: **98%**



Course Clarity

Your average

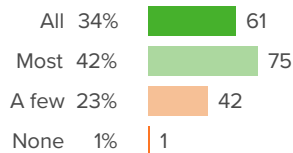
88%

184 responses

District Comparison **81%** District 84: MS
 average:

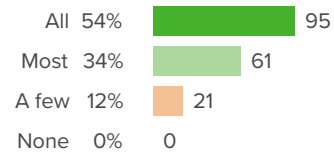
How did people respond?

Q.1: In how many of your classes, this school year, do YOU feel the following statement is true? I learn a lot from feedback on my work.



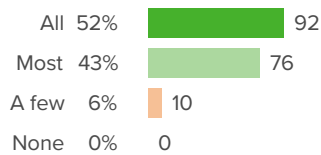
Favorable: **76%**

Q.2: In how many of your classes, this school year, do YOU feel the following statement is true? It's clear what I need to do to succeed in class.



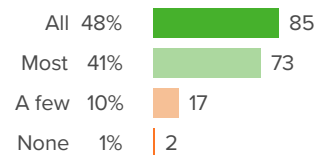
Favorable: **88%**

Q.3: In how many of your classes, this school year, do YOU feel the following statement is true? The work we do in class is good preparation for our class tests.



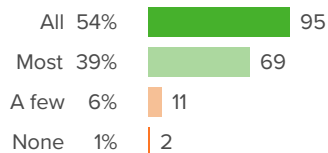
Favorable: **94%**

Q.4: In how many of your classes, this school year, do YOU feel the following statement is true? Class assignments help me learn the course material.



Favorable: **89%**

Q.5: In how many of your classes, this school year, do YOU feel the following statement is true? I know what my teacher wants me to learn in class.



Favorable: **93%**



Cultural Awareness and Inclusive Classroom Instruction

Your average

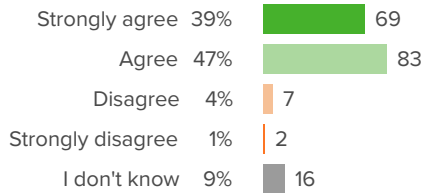
96%

184 responses

District Comparison **92%** District 84: MS
 average:

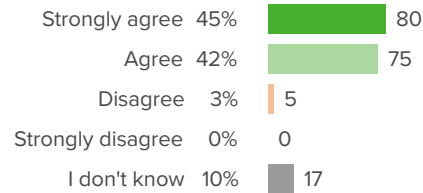
How did people respond?

Q.1: My teachers use examples of students' different cultures/backgrounds/families in their lessons to make learning more meaningful for me.



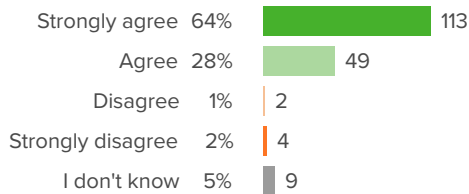
Favorable: **94%**

Q.2: I see people of many races, ethnicities, cultures, and backgrounds represented in the curriculum.



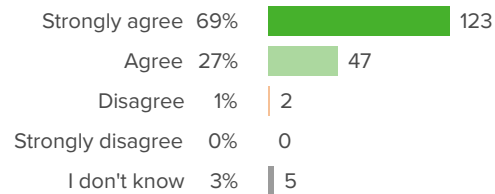
Favorable: **97%**

Q.3: In general, my teachers treat students from different cultures or backgrounds equally.



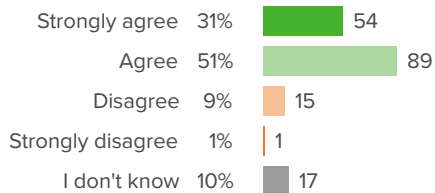
Favorable: **96%**

Q.4: I feel that my teachers respect my culture/background.



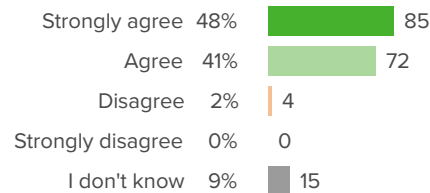
Favorable: **99%**

Q.5: In general, my teachers make their lessons relevant to my everyday life experiences.



Favorable: **90%**

Q.6: I am presented with positive images of people from a variety of races, ethnicities, cultures, and backgrounds.



Favorable: **98%**



Guidance

Your average

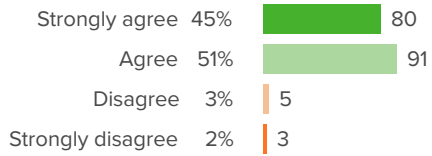
95%

184 responses

District Comparison **92%** District 84: MS
 average:

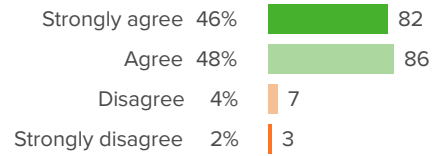
How did people respond?

Q.1: This school provides guidance for the application process for high school.



Favorable: **96%**

Q.2: This school educates families about the application/enrollment process for high school.



Favorable: **94%**



Personal Attention and Support

Your average

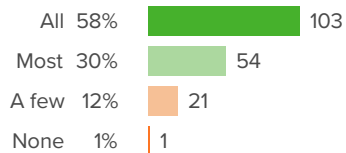
83%

184 responses

District Comparison **73%** District 84: MS
 average:

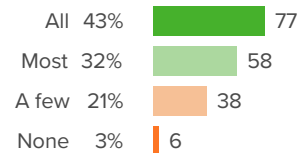
How did people respond?

Q.1: In how many of your classes, this school year, do YOU feel the following statement is true? My teachers...help me catch up if I am behind.



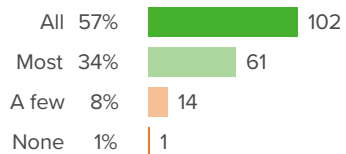
Favorable: **88%**

Q.2: In how many of your classes, this school year, do YOU feel the following statement is true? My teachers...notice if I have trouble learning something.



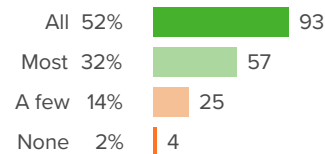
Favorable: **75%**

Q.3: In how many of your classes, this school year, do YOU feel the following statement is true? My teachers...give me specific suggestions about how I can improve my work in class.



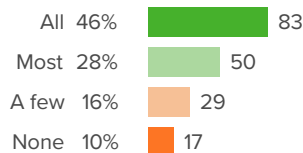
Favorable: **92%**

Q.4: In how many of your classes, this school year, do YOU feel the following statement is true? My teachers...explain things a different way if I don't understand something in class.



Favorable: **84%**

Q.5: In how many of your classes, this school year, do YOU feel the following statement is true? My teachers...support me when I am upset.



Favorable: **74%**



Preventing Bullying

Your average

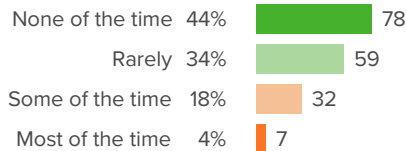
87%

184 responses

District Comparison average: **86%** District 84: MS

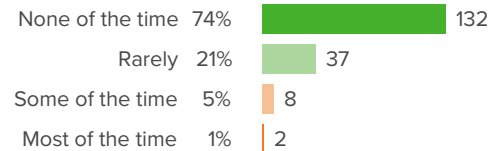
How did people respond?

Q.1: At this school students harass, bully, or intimidate other students.



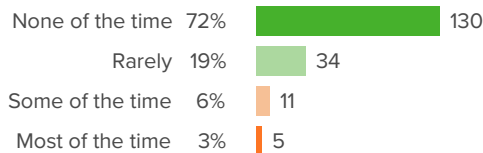
Favorable: **78%**

Q.2: At this school students harass, bully, or intimidate each other because of their race, religion, ethnicity, national origin, or citizenship/immigration status.



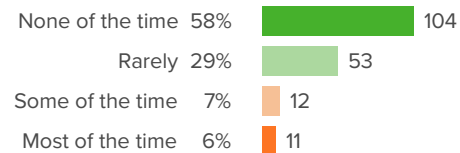
Favorable: **94%**

Q.3: At this school students harass, bully, or intimidate each other because of their gender, gender identity, gender expression, or sexual orientation.



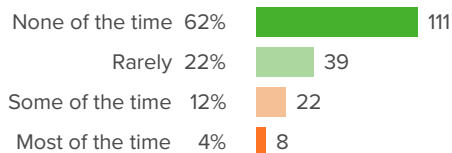
Favorable: **91%**

Q.4: At this school students harass, bully, or intimidate each other because of other differences, like disability or weight.



Favorable: **87%**

Q.5: At this school students harass, bully, or intimidate each other online (through mobile phones, social media, email, or other forms of electronic communication).



Favorable: **83%**



Safety

Your average

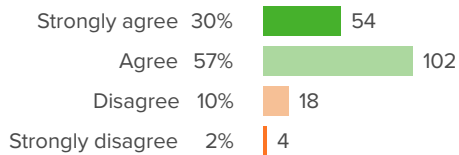
94%

184 responses

District Comparison **90%** District 84: MS
 average:

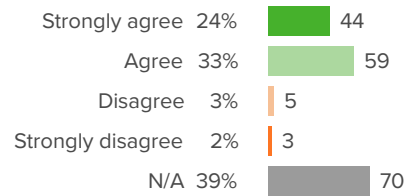
How did people respond?

Q.1: Discipline is applied fairly in my school.



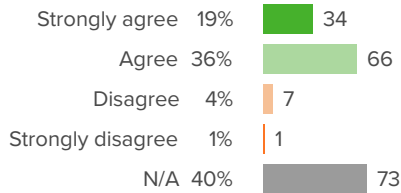
Favorable: **88%**

Q.2: I feel safe...outside around this school.



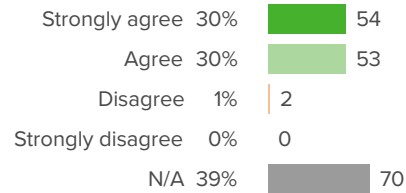
Favorable: **93%**

Q.3: I feel safe...traveling between home and this school.



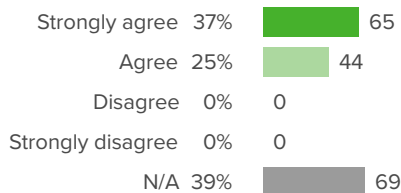
Favorable: **93%**

Q.4: I feel safe...in the hallways, bathrooms, locker rooms, and cafeteria of this school.



Favorable: **98%**

Q.5: I feel safe...in my classes at this school.



Favorable: **100%**



Student-Teacher Trust

Your average

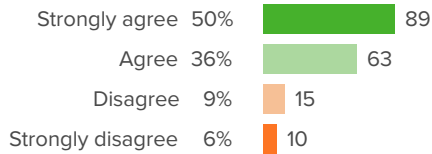
92%

184 responses

District Comparison **87%** District 84: MS
 average:

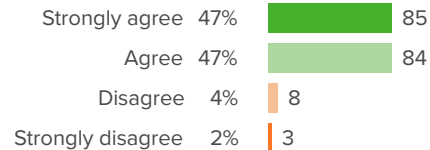
How did people respond?

Q.1: There is at least one adult in the school that I can confide in.



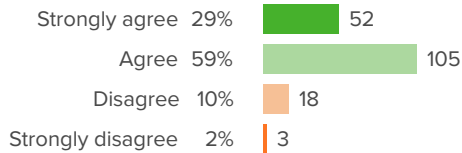
Favorable: **86%**

Q.2: My teachers will always listen to students' ideas.



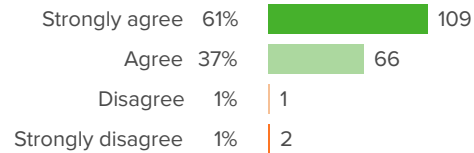
Favorable: **94%**

Q.3: My teachers always do what they say they will do.



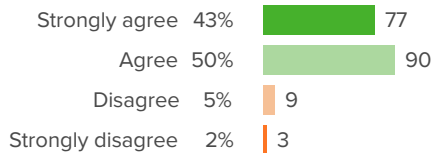
Favorable: **88%**

Q.4: My teachers treat me with respect.



Favorable: **98%**

Q.5: When my teachers tell me not to do something, I know they have a good reason.



Favorable: **93%**