



**Department of  
Education**

# **84M388 - St. HOPE Leadership Academy Charter School**

**Student  
NYC School Survey 2022**



Report created by  
Panorama Education



## Summary

Topic Description	Results	Comparison
<p><b>Academic Press</b></p> <p>The extent to which students and teachers experience a strong emphasis on academic success and adherence to specific standards of achievement. (Element: Rigorous Instruction)</p>	<p><b>75%</b></p>	<p><b>70%</b> District 84: MS</p> <p><b>67%</b> NYC DOE: MS</p>
<p><b>Conflict Resolution</b></p> <p>Students at this school are given the necessary tools to engage in non-violent conflict resolution. (Element: Supportive Environment)</p>	<p><b>89%</b></p>	<p><b>82%</b> District 84: MS</p> <p><b>80%</b> NYC DOE: MS</p>
<p><b>Course Clarity</b></p> <p>Students are provided with a set of clear expectations and understand how their work relates to the goals of the course. (Element: Rigorous Instruction)</p>	<p><b>81%</b></p>	<p><b>78%</b> District 84: MS</p> <p><b>77%</b> NYC DOE: MS</p>
<p><b>Cultural Awareness and Inclusive Classroom Instruction</b></p> <p>At this school students and staff alike recognize, appreciate, and capitalize on diversity to enrich the overall learning experience. (Element: Collaborative Teachers)</p>	<p><b>92%</b></p> <p>▼ 6 since last survey</p>	<p><b>90%</b> District 84: MS</p> <p><b>89%</b> NYC DOE: MS</p>
<p><b>Guidance</b></p> <p>This school is intentional in providing students guidance on navigating school transitions as well as considering college and career options. (Element: Supportive Environment)</p>	<p><b>93%</b></p>	<p><b>85%</b> District 84: MS</p> <p><b>85%</b> NYC DOE: MS</p>
<p><b>Inclusive Leadership</b></p> <p>Leaders at this school nurture individual agency and build collective capacity from teachers, parents, school community leaders, and students around a common vision of reform. (Element: Effective School Leadership)</p>	<p><b>85%</b></p>	<p><b>81%</b> District 84: MS</p> <p><b>82%</b> NYC DOE: MS</p>
<p><b>Personal Attention and Support</b></p> <p>Teachers at this school are in tune with student needs and find ways to provide support. (Element: Supportive Environment)</p>	<p><b>81%</b></p>	<p><b>72%</b> District 84: MS</p> <p><b>70%</b> NYC DOE: MS</p>



### Preventing Bullying

Students at this school share areas of potential bullying. (Element: Supportive Environment)

**62%**

▼ **34**

since last survey

**67%** District 84: MS

**61%** NYC DOE: MS

### Safety

The school acts as a safe space for students, and classrooms are structured to enhance learning time by minimizing school and classroom disruptions. (Element: Supportive Environment)

**82%**

▼ **16**

since last survey

**84%** District 84: MS

**82%** NYC DOE: MS

### Social Emotional

Students at this school have the resources and opportunities to address their social emotional and mental health concerns. (Element: Supportive Environment)

**71%**

**63%** District 84: MS

**61%** NYC DOE: MS

### Student-Student Trust

Students treat each other with respect giving each student the opportunity to have a positive experience while in school. (Element: Trust)

**68%**

**74%** District 84: MS

**71%** NYC DOE: MS

### Student-Teacher Trust

Teachers build trust by treating students with respect, matching their words and actions and maintaining an open dialogue with students. (Element: Trust)

**86%**

▼ **9**

since last survey

**81%** District 84: MS

**81%** NYC DOE: MS

249 responses



# Academic Press

Your average

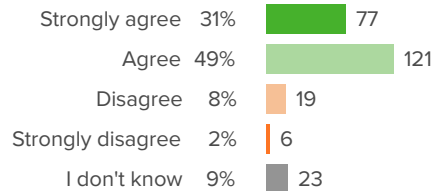
# 75%

249 responses

District Comparison average: **70%** District 84: MS  
 City Wide Comparison average: **67%** NYC DOE: MS

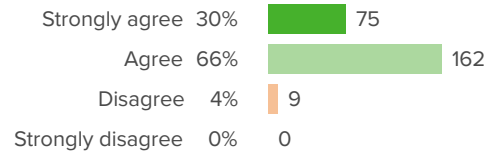
## How did people respond?

**Q.1: At this school, we have conversations about race and racism with adults.**



Favorable: **89%**

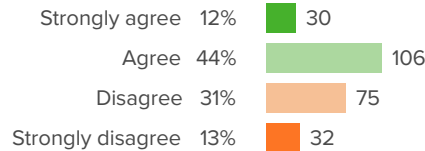
**Q.2: I'm learning a lot in my classes at this school to prepare me for the next level or grade.**



▼ 4 from last survey

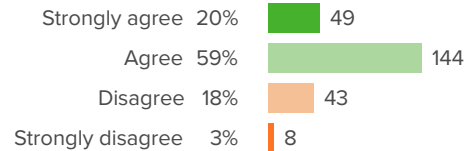
Favorable: **96%**

**Q.3: When I am not in school, I talk about ideas from school.**



Favorable: **56%**

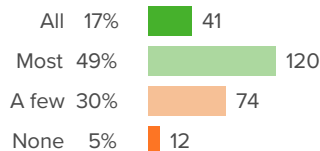
**Q.4: My classes at this school really make me think critically.**



▼ 16 from last survey

Favorable: **79%**

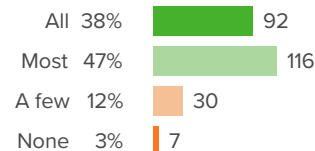
**Q.5: In how many of your classes ...are you challenged?**



▼ 23 from last survey

Favorable: **65%**

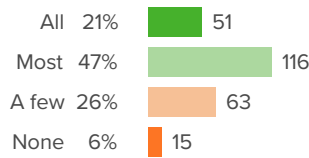
**Q.6: In how many of your classes ...do your teachers have high expectations for you?**



Favorable: **85%**

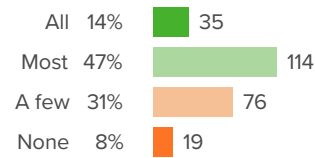


**Q.7: In how many of your classes ...do your teachers ask difficult questions on tests?**



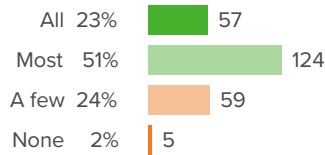
▼ **17** from last survey Favorable: **68%**

**Q.8: In how many of your classes ...do your teachers ask difficult questions in class?**



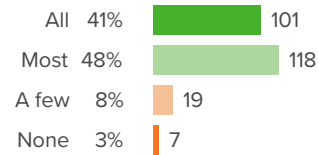
▼ **24** from last survey Favorable: **61%**

**Q.9: In how many of your classes ...do you work in small groups?**



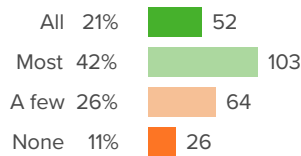
▼ **14** from last survey Favorable: **74%**

**Q.10: In how many of your classes ...do your teachers want students to become better thinkers, not just memorize things?**



▼ **10** from last survey Favorable: **89%**

**Q.11: In how many of your classes ...do you get so focused on class activities that you lose track of time?**



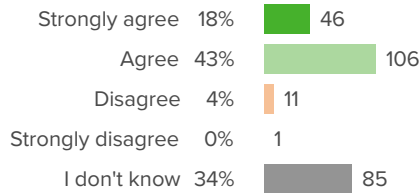
Favorable: **63%**



# Additional Survey Questions

## How did people respond?

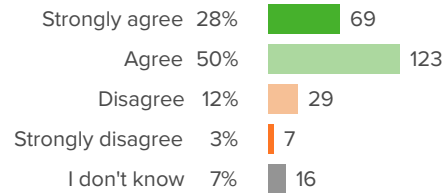
**Q.1: At this school, students with disabilities are included in all school activities.**



▼ **5** from last survey

Favorable: **93%**

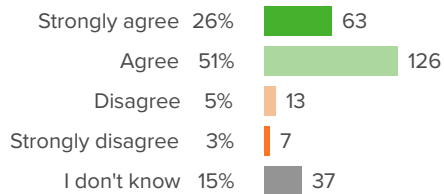
**Q.2: This school offers a wide enough variety of programs, classes, and activities to keep me interested in school.**



▼ **13** from last survey

Favorable: **84%**

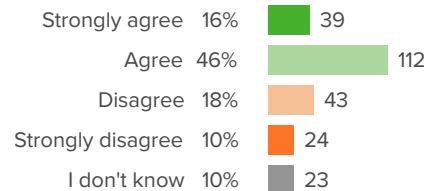
**Q.3: The programs, classes, and activities at this school encourage students to develop talent outside academics.**



▼ **7** from last survey

Favorable: **90%**

**Q.4: This school is kept clean.**

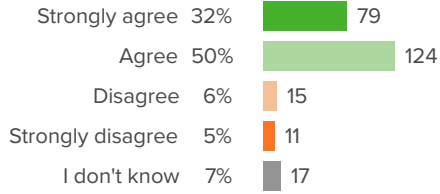


▼ **26** from last survey

Favorable: **69%**

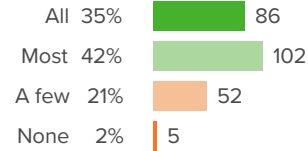


**Q.5: I feel that my school does a good job with helping prevent the spread of COVID-19 by applying safety protocols in the school building.**



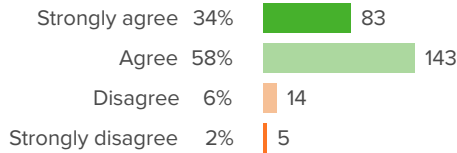
Favorable: **89%**

**Q.6: In how many of your classes, this school year, do YOU feel the following statement is true? I have regular opportunities to interact with other students.**



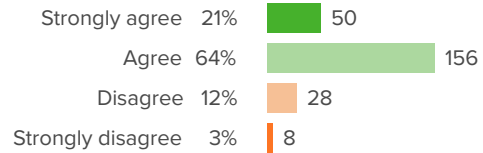
Favorable: **77%**

**Q.7: My school expects all students to succeed.**



Favorable: **92%**

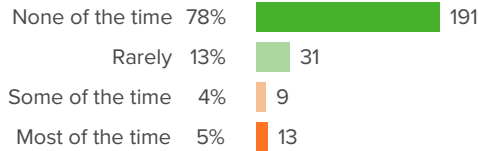
**Q.8: School Safety Agents promote a safe and respectful environment.**



▼ **13** from last survey

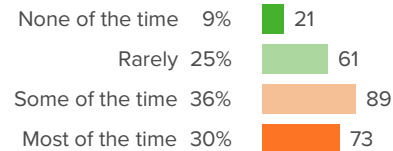
Favorable: **85%**

**Q.9: At this school students drink alcohol, use illegal drugs, or abuse prescription drugs.**



Favorable: **91%**

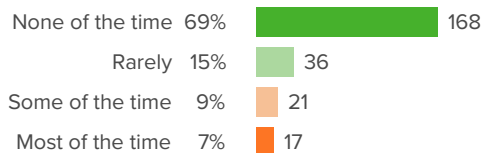
**Q.10: At this school students get into physical fights.**



▼ **59** from last survey

Favorable: **34%**

**Q.11: At this school there is gang activity.**



▼ **16** from last survey

Favorable: **84%**



# Conflict Resolution

Your average

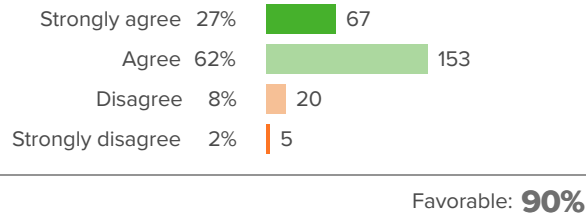
**89%**

249 responses

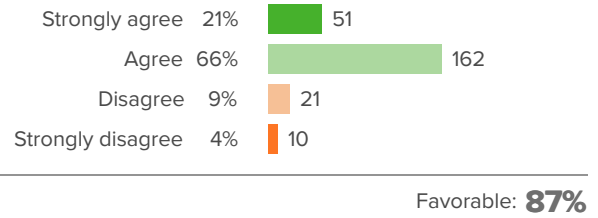
District Comparison average: **82%** District 84: MS  
 City Wide Comparison average: **80%** NYC DOE: MS

## How did people respond?

**Q.1: When a behavior incident arises, school staff use questions to encourage reflection and resolve conflicts.**



**Q.2: Students have the opportunity to share their perspectives collaboratively when making decisions on how to address conflict.**







# Course Clarity

Your average

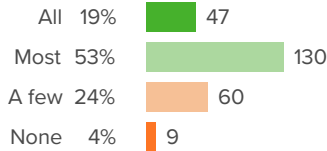
**81%**

249 responses

District Comparison average: **78%** District 84: MS  
 City Wide Comparison average: **77%** NYC DOE: MS

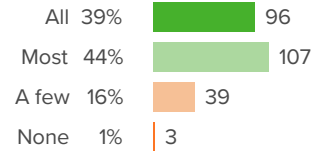
## How did people respond?

**Q.1: In how many of your classes, this school year, do YOU feel the following statement is true? I learn a lot from feedback on my work.**



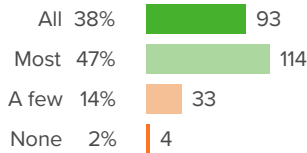
▼ **23** from last survey Favorable: **72%**

**Q.2: In how many of your classes, this school year, do YOU feel the following statement is true? It's clear what I need to do to succeed in class.**



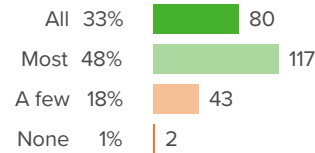
▼ **14** from last survey Favorable: **83%**

**Q.3: In how many of your classes, this school year, do YOU feel the following statement is true? The work we do in class is good preparation for our class tests.**



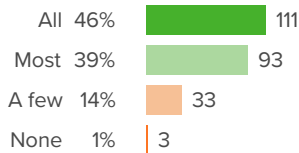
▼ **13** from last survey Favorable: **85%**

**Q.4: In how many of your classes, this school year, do YOU feel the following statement is true? Class assignments help me learn the course material.**



Favorable: **81%**

**Q.5: In how many of your classes, this school year, do YOU feel the following statement is true? I know what my teacher wants me to learn in class.**



▼ **13** from last survey Favorable: **85%**



# Cultural Awareness and Inclusive Classroom Instruction

Your average

**92%**

249 responses

Change

**▼ 6**

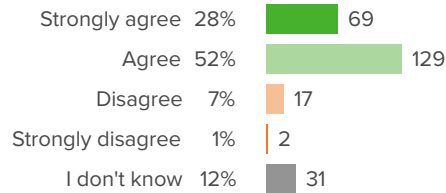
since last survey

District Comparison **90%** District 84: MS average:

City Wide Comparison **89%** NYC DOE: MS average:

## How did people respond?

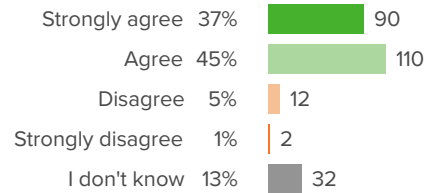
**Q.1: My teachers use examples of students' different cultures/backgrounds/families in their lessons to make learning more meaningful for me.**



▼ 5 from last survey

Favorable: **91%**

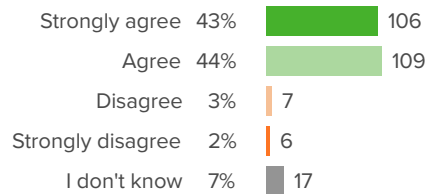
**Q.2: I see people of many races, ethnicities, cultures, and backgrounds represented in the curriculum.**



▼ 7 from last survey

Favorable: **93%**

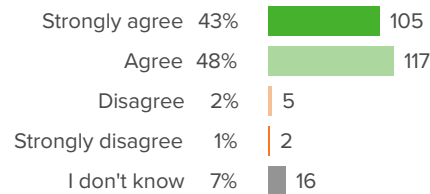
**Q.3: In general, my teachers treat students from different cultures or backgrounds equally.**



▼ 3 from last survey

Favorable: **94%**

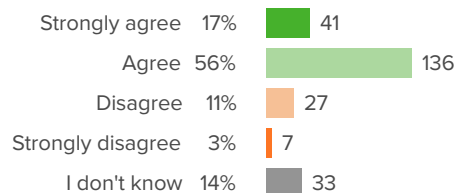
**Q.4: I feel that my teachers respect my culture/background.**



▼ 3 from last survey

Favorable: **97%**

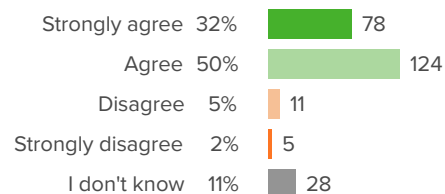
**Q.5: In general, my teachers make their lessons relevant to my everyday life experiences.**



▼ 12 from last survey

Favorable: **84%**

**Q.6: I am presented with positive images of people from a variety of races, ethnicities, cultures, and backgrounds.**



▼ 7 from last survey

Favorable: **93%**



# Guidance

Your average

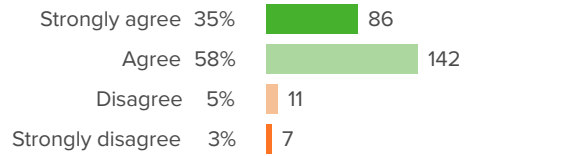
**93%**

249 responses

District Comparison average: **85%** District 84: MS  
 City Wide Comparison average: **85%** NYC DOE: MS

## How did people respond?

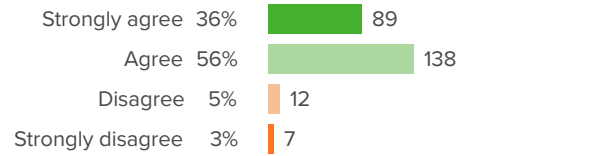
**Q.1: This school provides guidance for the application process for high school.**



▼ **6** from last survey

Favorable: **93%**

**Q.2: This school educates families about the application/enrollment process for high school.**



▼ **7** from last survey

Favorable: **92%**



# Inclusive Leadership

Your average

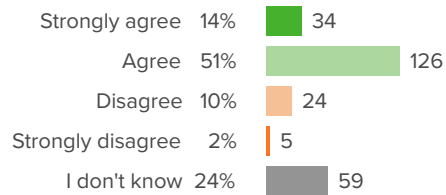
**85%**

249 responses

District Comparison average: **81%** District 84: MS  
 City Wide Comparison average: **82%** NYC DOE: MS

## How did people respond?

**Q.1: At this school, students contribute to the creation and implementation of important schoolwide decisions and changes.**



Favorable: **85%**



# Personal Attention and Support

Your average

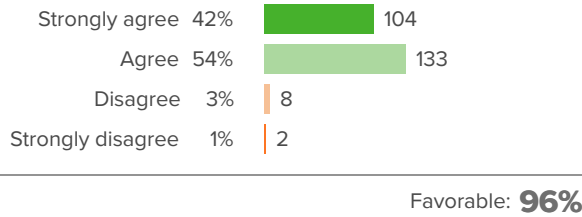
**81%**

249 responses

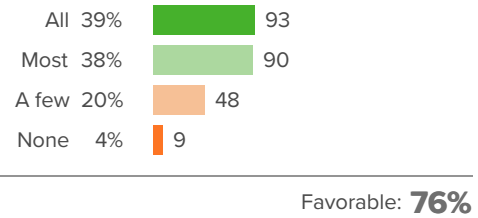
District Comparison **72%** District 84: MS  
 average:  
 City Wide Comparison **70%** NYC DOE: MS  
 average:

## How did people respond?

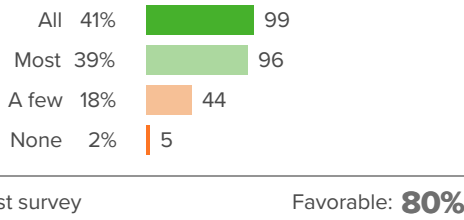
**Q.1: Adults at this school communicate with me in a language that I can understand.**



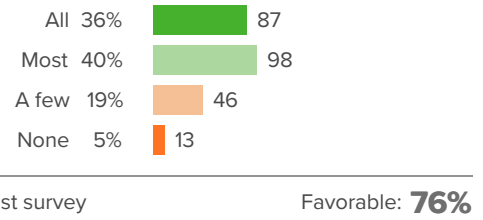
**Q.2: In how many of your classes, this school year, do YOU feel the following statement is true? My teachers...ask if I have everything that I need to succeed in their class**



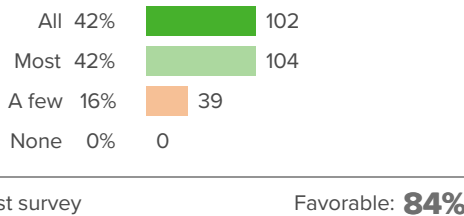
**Q.3: In how many of your classes, this school year, do YOU feel the following statement is true? My teachers...help me catch up if I am behind.**



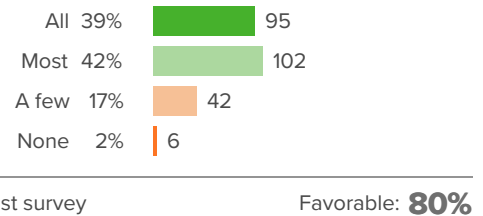
**Q.4: In how many of your classes, this school year, do YOU feel the following statement is true? My teachers...notice if I have trouble learning something.**



**Q.5: In how many of your classes, this school year, do YOU feel the following statement is true? My teachers...give me specific suggestions about how I can improve my work in class.**

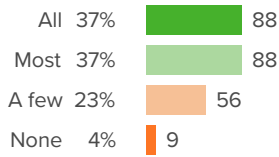


**Q.6: In how many of your classes, this school year, do YOU feel the following statement is true? My teachers...explain things a different way if I don't understand something in class.**





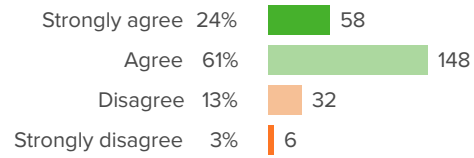
**Q.7: In how many of your classes, this school year, do YOU feel the following statement is true? My teachers...support me when I am upset.**



▼ 16 from last survey

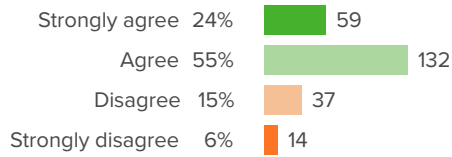
Favorable: **73%**

**Q.8: My teachers check-in with me frequently about how I'm doing both personally and academically.**



Favorable: **84%**

**Q.9: I feel like I belong at this school.**



Favorable: **79%**



# Preventing Bullying

Your average

**62%**

249 responses

Change

**▼ 34**

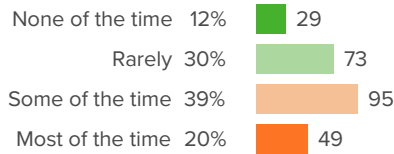
since last survey

District Comparison average: **67%** District 84: MS

City Wide Comparison average: **61%** NYC DOE: MS

## How did people respond?

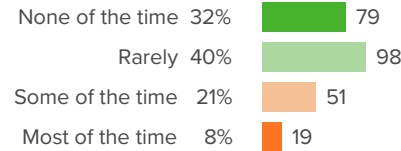
**Q.1: At this school students harass, bully, or intimidate other students.**



▼ 52 from last survey

Favorable: **41%**

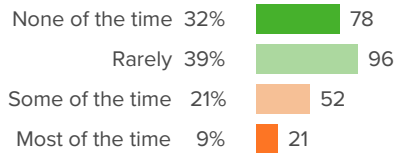
**Q.2: At this school students harass, bully, or intimidate each other because of their race, religion, ethnicity, national origin, or citizenship/immigration status.**



▼ 25 from last survey

Favorable: **72%**

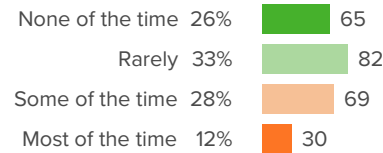
**Q.3: At this school students harass, bully, or intimidate each other because of their gender, gender identity, gender expression, or sexual orientation.**



▼ 28 from last survey

Favorable: **70%**

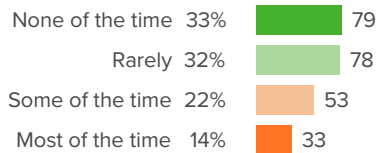
**Q.4: At this school students harass, bully, or intimidate each other because of other differences, like disability or weight.**



▼ 35 from last survey

Favorable: **60%**

**Q.5: At this school students harass, bully, or intimidate each other online (through mobile phones, social media, email, or other forms of electronic communication).**



▼ 30 from last survey

Favorable: **65%**



# Safety

Your average

**82%**

249 responses

Change

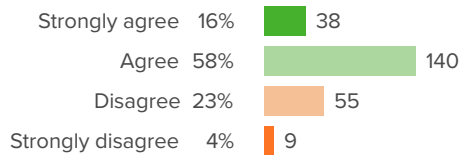
▼ **16**

since last survey

District Comparison average: **84%** District 84: MS  
 City Wide Comparison average: **82%** NYC DOE: MS

## How did people respond?

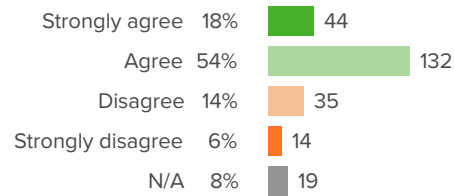
### Q.1: Discipline is applied fairly in my school.



▼ **23** from last survey

Favorable: **74%**

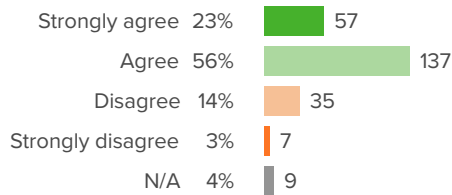
### Q.2: I feel safe...outside around this school.



▼ **18** from last survey

Favorable: **78%**

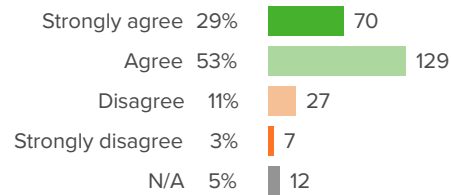
### Q.3: I feel safe...traveling between home and this school.



▼ **16** from last survey

Favorable: **82%**

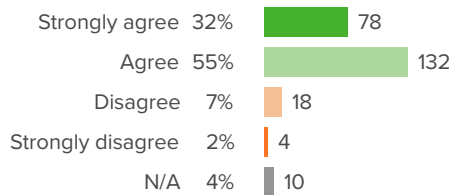
### Q.4: I feel safe...in the hallways, bathrooms, locker rooms, and cafeteria of this school.



▼ **13** from last survey

Favorable: **85%**

### Q.5: I feel safe...in my classes at this school.



▼ **8** from last survey

Favorable: **91%**





# Social Emotional

Your average

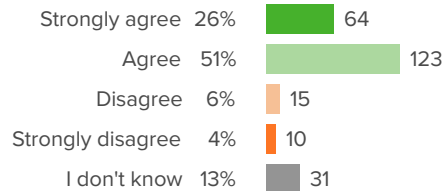
**71%**

249 responses

District Comparison **63%** District 84: MS  
 average:  
 City Wide Comparison **61%** NYC DOE: MS  
 average:

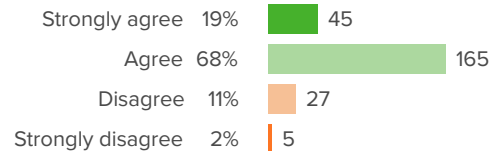
## How did people respond?

**Q.1: I know where to go at my school if I need additional support with my mental-health.**



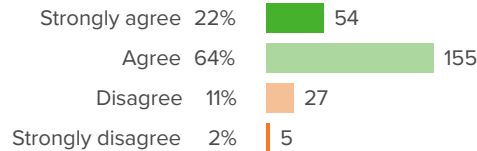
Favorable: **88%**

**Q.2: During this school year, I have felt happy when learning.**



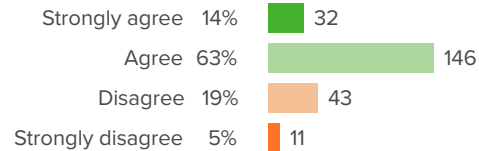
Favorable: **87%**

**Q.3: During this school year, I have felt safe when learning.**



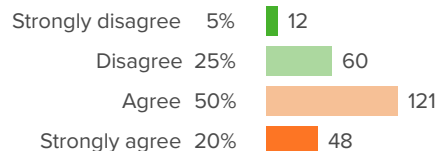
Favorable: **87%**

**Q.4: During this school year, I have felt optimistic when learning.**



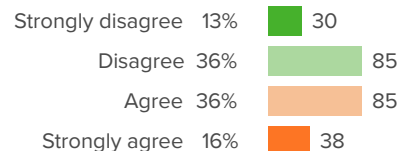
Favorable: **77%**

**Q.5: During this school year, I have felt bored when learning.**



Favorable: **30%**

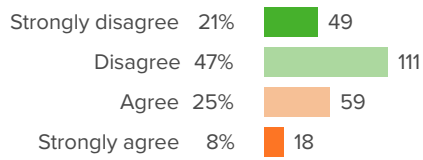
**Q.6: During this school year, I have felt stressed out when learning.**



Favorable: **48%**

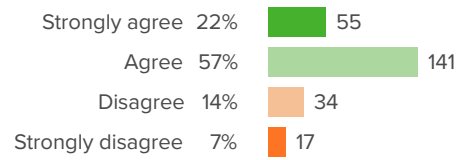


**Q.7: During this school year, I have felt worried when learning.**



Favorable: **68%**

**Q.8: There is time at school to talk about feelings and emotions.**



Favorable: **79%**



# Student-Student Trust

Your average

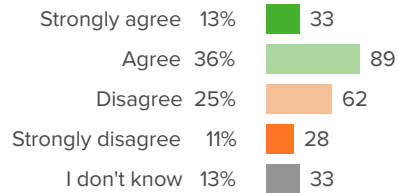
**68%**

249 responses

District Comparison average: **74%** District 84: MS  
 City Wide Comparison average: **71%** NYC DOE: MS

## How did people respond?

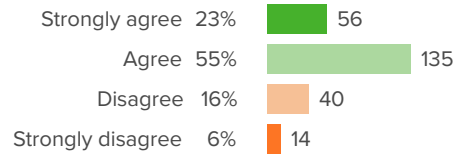
### Q.1: Most students at this school treat each other with respect.



▼ **28** from last survey

Favorable: **58%**

### Q.2: Most students treat students from different cultures or backgrounds equally.



Favorable: **78%**



# Student-Teacher Trust

Your average

**86%**

249 responses

Change

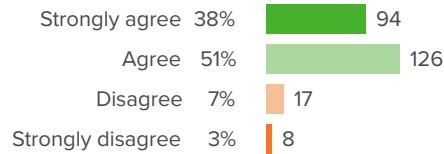
▼ **9**

since last survey

District Comparison average: **81%** District 84: MS  
 City Wide Comparison average: **81%** NYC DOE: MS

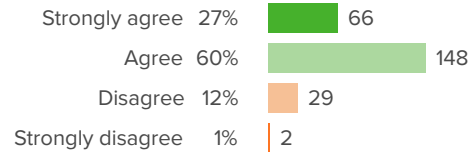
## How did people respond?

**Q.1: There is at least one adult in the school that I can confide in.**



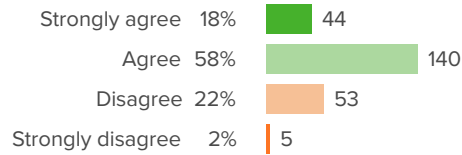
▼ **8** from last survey Favorable: **90%**

**Q.2: My teachers will always listen to students' ideas.**



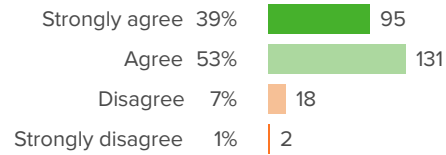
▼ **9** from last survey Favorable: **87%**

**Q.3: My teachers always do what they say they will do.**



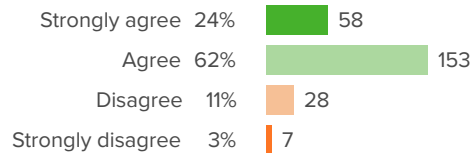
▼ **10** from last survey Favorable: **76%**

**Q.4: My teachers treat me with respect.**



▼ **6** from last survey Favorable: **92%**

**Q.5: When my teachers tell me not to do something, I know they have a good reason.**



▼ **9** from last survey Favorable: **86%**